

# Moral Science

## Class-1



# TABLE OF CONTENTS

S. No.	Name of the Chapter	Value Expressed	Page No.
1.	Thank You God	Thankfulness	1~3
2.	The Golden Key	Good Manners	4~7
3.	The Tale of Two Bunnies	Friendship	8~10
4.	The Fox and The Monkey	Punctuality	11~13
5.	My Teacher	Respectfulness	14~16
6.	The Grateful Dolphin	Gratitude	17~19
7.	The Magic of Mother's Love	Love	20~21
8.	The Golden Harvest	Hard Work	22~24
9.	Florence Nightingale	Kindness	25~27
10.	The Little Bees and the Big Honeycomb	Teamwork	28~30



# *Lesson – 1*

## *Thank You, God (Thankfulness)*

***Thankfulness*** means feeling happy and showing kindness when someone helps us or gives us something. It is saying "Thank you!" when we receive love, care, or gifts. ***Being thankful makes us and others happy!***

Dear God,

Thank You for this beautiful world,  
For the sun that shines so bright,  
For the moon and stars at night,  
And for filling my life with light.

Thank You for my family and friends,  
For the love and care they send.  
Thank You for the food I eat,  
For the air so fresh and sweet.

Keep me safe through day and night,  
Guide my heart to do what's right.  
I promise to be honest and good,  
And help others as I should.



***Moral of the lesson:***

***Always be thankful for what we have.***

## **Vocabulary-**

1. Shine – glow
2. Honest - sincere
3. Beautiful – pretty
4. Promise - assurance

### **I. Fill in the blanks-**

(family, food, beautiful)

1. Thank You God, for this \_\_\_\_\_ world.
2. Thank You for my \_\_\_\_\_ and friends.
3. Thank you God, for the \_\_\_\_\_ we eat.

### **II. Choose the correct answer-**

1. What should I promise to be?  
a) honest and good                      b) bad and ugly
2. What does the prayer say about the air?  
a) It is sweet and fresh                      b) It is dirty
3. Why do we ask God to guide us?  
a) To do what is right                      b) To fight with others

### **III. Answer the following questions-**

Q1. Who do we thank in the prayer?

A. \_\_\_\_\_

Q2. What are some things we thank God for?

A. \_\_\_\_\_



Q3. How can we show kindness like God?

A. \_\_\_\_\_

#### IV. Activity time-

##### *“Praise and Worship Charades”*

**Objective:** Express gratitude through fun, interactive movement.

##### **How to Play:**

→ Write down different ways to thank God (singing, praying, dancing, helping others, etc.) on slips of paper.

→ Have participants take turns acting out the word while others guess.




→ After each round, discuss how that action is a way of thanking God.

\*\*\*\*\*

# Lesson – 2

## *The Golden Key (Good Manners)*

**Good manners** are the way we behave to show kindness and respect to others. By using good manners, we can be good friends, make people happy, and have fun together!



Jenny was a bright girl, but she never used polite words. She would say, “Give me that!” instead of “Please”, and never said “Thank you.” One day, Jenny found a shiny golden key in her garden. Excited, she spotted an old treasure chest nearby. She tried to open it, but the lock wouldn’t budge. Frustrated, she kicked it and shouted, “Open now!” But nothing happened.

An old woman passing by saw her struggle. She smiled and said, “Try using magic words.” Jenny frowned, “What magic words?”

The woman said, Say ‘Please.’

Jenny hesitated, then sighed, “Please, open.” Suddenly, the key turned, and the chest opened, revealing glowing golden stars. Amazed, Jenny whispered, “Thank you!” Instantly, the stars turned into beautiful gifts.

The woman smiled and said to Jenny, ‘**Please**’ and ‘**Thank You**’ are real magic words. They bring kindness and respect. From that day, Jenny always spoke politely. She realized that good manners make people happy and open doors to kindness, just like the magic chest.

**Moral of the lesson:**

**Good manners bring kindness and joy.**



## **Vocabulary -**

1. Treasure – gem
2. Budge - shift
3. Whispered - mumble
4. Hesitate – be uncertain

### **I. Choose the correct answer-**

1. What was inside the treasure chest?  
a) Golden stars                      b) Chocolates
2. Who taught Jenny about magic words?  
a) A fairy                              b) An old woman
3. What happened when Jenny used polite words?  
a) The chest opened              b) The key broke

### **II. Write True or False-**

1. Jenny always used polite words. (           )
2. Jenny found a golden key in her room. (           )
3. The old woman taught Jenny about magic show. (           )
4. Saying "Please" helped Jenny open the chest. (           )

### **III. Jumbled words-**

1. G R D A E N – \_\_\_\_\_
2. E Y K                      – \_\_\_\_\_
3. S E P L E A              – \_\_\_\_\_
4. S R T A S                - \_\_\_\_\_

#### IV. Fill in the blanks-

(magic, polite, bright, gifts)

1. Jenny never used \_\_\_\_\_ words.
2. The old woman told her to use \_\_\_\_\_ words.
3. The golden stars turned into \_\_\_\_\_ when she said 'Thank You'.
4. Jenny was a \_\_\_\_\_ girl.

#### V. Answer the following questions-

Q1. What bad habit did Jenny have?

A. \_\_\_\_\_

Q2. What did Jenny find in her garden?

A. \_\_\_\_\_

Q3. What turned into beautiful gifts?

A. \_\_\_\_\_

Q4. What lesson did Jenny learn?

A. \_\_\_\_\_

#### VI. Shawn 'The Superhero'- You can also be a Superhero by using polite words.





VII. Activity time:

## ARE YOU NAUGHTY OR NICE?

Put a tick ☒ or a cross ☐ in the box, under the appropriate picture.



Pulling hair

☐

Sharing

☐

Pushing

☐

Yelling

☐

Greeting each other

☐

Saying 'Thank You!'

☐

Obeying traffic rules

☐

Teasing animals

☐

Keeping room tidy

☐

\*\*\*\*\*

## Lesson – 3

### *The Tale of Two Bunnies (Friendship)*

**A *friend* is someone you like to play with, share your toys with, and who makes you feel happy when you are together; they are kind to you and you can always count on them to be there for you.**

In a beautiful green meadow, there lived two little rabbits, Benny and Bella. They were best friends and did everything together. They played in the fields, jumped over the grass, and shared delicious carrots.



One sunny morning, Benny was hopping around when he found a big, juicy carrot hidden under the bushes. His tummy rumbled. I can eat this all by myself! he thought. But then he remembered Bella. “She would love to have some too!” Benny smiled and ran to find his friend.

“Bella, look! I found a big carrot. Let’s share it!” he said happily.

Bella’s eyes twinkled with joy. “Thank you, Benny! You are a true friend.” They both enjoyed the carrot together, laughing and chatting.

The next day, dark clouds filled the sky. Soon, heavy raindrops started to fall. Benny’s little burrow was far away, and he had nowhere to stay. He was cold and scared.

Bella saw Benny shivering and quickly called him inside her burrow. “Come stay with me, Benny!” she said kindly.

Benny felt warm and safe. He hugged Bella and said, “You are the best friend ever!” From that day on, they always took care of each other.



***Moral of the lesson:***

***True friends always help each other!***



## Vocabulary-

1. Meadow – grassland
2. Delicious – tasty
3. Hopping – jumping
4. Rumbled – growled

**I. Choose the correct answer-**

1. Bella's eyes twinkled with-  
a) sadness  
b) joy
2. Why did Benny share the carrot with Bella?  
a) He wanted to be kind  
b) He did not like carrots
3. Where did Bella ask Benny to stay when it rained?  
a) In her burrow  
b) In a cave

## II. Fill in the blanks-

(shivering, friend, bushes)

1. Benny smiled and ran to find his \_\_\_\_\_.
2. Benny found a carrot under the \_\_\_\_\_.
3. Bella saw bunny \_\_\_\_\_.

### III. Missing letters-

1. B \_\_\_\_ R R O W  
2. C A R \_\_\_\_ O T  
3. R A \_\_\_\_ N Y

#### IV. Write True or False-

1. Benny ate the carrot all by himself. (     )
2. Bella helped Benny when it rained. (     )
3. Benny and Bella were enemies. (     )

#### V. Answer the following questions-

1. Who were best friends in the story?

A. \_\_\_\_\_

2. Who said 'You are a true friend'?

A. \_\_\_\_\_

3. Why did Bella invite Benny to stay in her burrow?

A. \_\_\_\_\_

4. Who hugged Bella?

A. \_\_\_\_\_

#### VI. Activity time –

Make a **“Friendship Tree”** by printing your palms on a chart paper and stick the picture in your classroom.



\*\*\*\*\*



## Lesson - 4

### The Monkey and The Fox (Punctuality)

***Punctuality*** means being on time! Just like when you see the clock say "playtime" and you start playing right then, being punctual means doing something when you're supposed to, without being late.

Once a monkey and a fox were invited to a feast. As they went along, they came across a huge tree with low branches. The monkey told the fox, "That tree looks like a great place to play on, doesn't it? Let me swing on its branches for a while and then we can go on."

The fox said, "I like to be on time for everything. You can swing on this tree on another day or on our way back."

But the monkey was already having great fun on the tree. The fox went ahead and reached in time.

After a while, when the monkey began to feel hungry, he remembered the grand feast. He rushed as fast as he could. By then, dinner was over. All he saw was the fox returning slowly with a full belly, licking his lips.



Latecomers miss all the fun everywhere. People do not like to invite them. Who wants a person who arrives when everyone else is leaving?

***Moral of the lesson:***

***Being on time is important.***

### **Vocabulary -**

1. Feast – a big and special meal.
2. Swing – to move back and forth.
3. Hungry – wanting to eat food.
4. Latecomer – a person who comes late.

### **I. Answer the following questions-**

1. Who were invited to a feast?

A. \_\_\_\_\_

2. Who was punctual?

A. \_\_\_\_\_

3. Who reached late to the feast?

A. \_\_\_\_\_

### **II. Fill in the blanks -**

(late, punctual, success, right)

1. If I follow the timetable, I will achieve \_\_\_\_\_.
2. We get angry if the train does not arrive at the \_\_\_\_\_ time.
3. If we are not \_\_\_\_\_ we shall get late for school.
4. We should not go to bed very \_\_\_\_\_.

### **III. Write True or False-**

1. The monkey and the fox were going to school. (       )
2. The monkey wanted to swing on the branches of a tree. (       )
3. The fox reached the feast in time. (       )

#### IV. Fun activity-

Instructions:

1. **Assign Roles:** Divide the class into pairs or small groups. One will play the monkey, and the other will play the fox. If the class is large, more than one group can act at the same time.
2. **Set the Scene:** Tell the students that they are going to act out the story. The monkey is going to be distracted, playing and swinging on a tree, while the fox will be serious, walking straight ahead to the feast.
3. **Act Out the Story:** (The monkey (or group of monkeys) can pretend to swing on the tree, making fun sounds like “Whee! Whee!” while the fox (or group of foxes) will pretend to walk in a straight line toward the feast, saying things like “I need to get to the feast on time!”
4. **The Ending:** Once the fox reaches the feast (which can be a simple imaginary table), the monkey realizes he’s too late and pretends to be sad. Then, the teacher can ask:

Q What happened to the monkey?

Q Why did he miss the feast?

Q Why was the fox able to enjoy the feast?

Q What is the importance of being on time?

\*\*\*\*\*



# Lesson - 5

## My Teacher (Respectfulness)

**Respectfulness** is a feeling of caring for someone's well-being and can be shown by using good manners and kindness. We should learn the importance of respecting others.

This is my classroom. There is a teacher also. She is Miss Seema. She is our class teacher. She teaches us all the subjects. Sometimes she tells us nice stories.



She tells us how to make new things. Miss Seema loves all the children in the class.

She is very kind. We all like her very much. She takes care of us. She is always happy. She is very simple. She often takes us to the playground. We like and respect her.

She tells us, "Be good. Always help the poor and the weak. Come to school in time. Be neat and clean. Do your homework regularly."

**Moral of the lesson:**

***Always Respect and Love Your Teacher.***

### **Vocabulary -**

1. Kind – being nice and caring to others
2. Care – to look after someone with love
3. Simple – easy and not fancy
4. Playground – a place where children play

### **I. Answer the following questions-**

1. What is the name of your class teacher?

A. \_\_\_\_\_

2. What does she teach?

A. \_\_\_\_\_

3. Does your teacher tell nice stories?

A. \_\_\_\_\_

4. Do you love your class teacher?

A. \_\_\_\_\_

### **II. Write True or False-**

1. My teacher, sometimes tells us new stories. (      )
2. My class teacher teaches me English only. (      )
3. My teacher takes care of all of us. (      )
4. We should respect our teacher. (      )
5. My teacher tells us, "Do your homework regularly". (      )

### III. Tick (✓) the correct answer-

1. What type of stories does your teacher tells you?  
(a) Bad stories                      (b) Nice stories
2. Where does the teacher take the children to play?  
(a) In the park                      (b) In the playground
3. Do you respect your teacher?  
(a) Yes                                  (b) No

### IV. Fun activity –

Make a beautiful card for your teacher.



\*\*\*\*\*



# **Lesson – 6**

## ***The Grateful Dolphin (Gratitude)***

**Gratitude** is when you feel thankful for the good things in your life. This could be stuff people often take for granted, like having a place to live, food, clean water, friends, and family.

In a small village, there lived a kind-hearted fisherman named George. Every morning, he goes out in his small boat to catch fish and sell them in the market to provide for his family.



One day, while casting his net into the water his net became heavy, and he thought he had caught a big haul of fish. But as he pulled it up, he realized it wasn't fish—it was a dolphin trapped in his net! The dolphin struggled, flapping its tail.

George quickly understood that the dolphin is in trouble. He cut his fishing net to free the dolphin, even though he loses his valuable tool. The dolphin leaped out of the water happily as if thanking George, and swam away. Days

turned into weeks, and George almost forgot about the dolphin. Then, one fateful evening, a fierce storm hit the village. George was still in the sea, trying to catch fish before the storm arrived. The waves grew wild and strong. Despite of his efforts, he could not save himself from the cold water and winds.

He loses all his hope, then he felt something pushing him, he was amazed! it was the same dolphin he had saved! The dolphin gently took him to the shore. Tears filled George's eyes as he said, "Thank you, my friend. You saved my life today, just as I saved yours before. I will never forget your kindness."

**Moral of the lesson:**

***Kindness and gratitude, comes back to you in beautiful ways.***

## **Vocabulary -**

1. Haul - pull
2. Amazed - overwhelmed
3. Leaped - jumped
4. Casting - throwing

## **I. Fill in the blanks-**

(cut, kind, shore)

1. The fisherman was \_\_\_\_\_ man.
2. He decided to \_\_\_\_\_ the net to free the dolphin.
3. The dolphin took the fisherman safely to the \_\_\_\_\_.

## **II. Write True or False-**

1. The fisherman found a turtle trapped in his net. (      )
2. The fisherman cut his net to free the dolphin. (      )
3. The dolphin ignored the fisherman during the storm. (      )
4. The story teaches us that kindness is never forgotten. (      )

## **III. Answer the following questions-**

1. What did the fisherman find in his net one day?

A: \_\_\_\_\_

2. What did the fisherman say to the Dolphin?

A: \_\_\_\_\_

3. Who saved the fisherman during the storm?

A: \_\_\_\_\_

#### IV. Missing letters-

1. D O L P \_ I N

2. S \_ O R E

3. S T O \_ M

4. N \_ T

#### V. Activity time-

Name \_\_\_\_\_

Date \_\_\_\_\_

## BE GRATEFUL

Answer the following prompts with words or pictures that come to mind.

SOMETHING YOU ARE  
GRATEFUL TO HAVE IN  
YOUR SCHOOL.



SOMETHING THAT  
MAKES YOUR  
FAMILY SPECIAL.



SOMETHING YOU LOVE  
ABOUT YOURSELF.



SOMETHING YOU  
FEEL LUCKY TO  
HAVE IN YOUR  
HOME.



\*\*\*\*\*



# Lesson – 7

## The Magic of Mother's Love (Love)

**Love** means feeling really happy and caring about someone, like when you want to hug your mom or play with your best friend.

Once upon a time, there was a little girl named Lily who lived in a small village with her mother. Lily loved to play outside and explore, but sometimes she would get scared when it became dark. One evening, Lily went to play in the garden and suddenly the sky turned dark, and the wind began to blow. Lily was afraid and ran inside. Her mother saw her and asked, "What's wrong, my dear?"

"I was scared of the dark, Mom," said Lily with tears in her eyes.

Her mother smiled gently and said, "Don't worry, my sweet child. The dark is just a part of nature, and I will always be here to protect you." She hugged Lily tightly and said, "Whenever you feel scared, remember that my love is like the warm sunlight, always shining for you, even in the darkest times."

Lily smiled, feeling safe in her mother's arms. From that day on, she knew that no matter what happened, her mother's love would always be there to guide and protect her.

And so, every time it got dark, Lily would remember her mother's words and feel brave, knowing that her mother's love was like a magical light that would never go away.



**Moral of the lesson:**

***A mother's love is a magical light.***

## **Vocabulary -**

1. Mother – a woman who takes care of her child
2. Scared – afraid
3. Dark – when there is no light

### **I. Fill in the blanks-**

(garden, protect, mother, sunlight)

1. Lily lived with her \_\_\_\_\_.
2. Lily went to play in the \_\_\_\_\_.
3. Lily's mother told her that her love is like the warm \_\_\_\_\_.
4. From that day on, Lily knew her mother's love would always \_\_\_\_\_ her.

### **II. Missing letters-**

1. L \_ \_ L Y
2. D \_ \_ R K
3. H \_ \_ G
4. M \_ \_ M

### **III. Answer the following questions-**

1. Who is the main character in the story?

A: \_\_\_\_\_

2. Where did Lily live?

A: \_\_\_\_\_

3. What was Lily afraid of?

A: \_\_\_\_\_

4. What did Lily's mother tell her about the dark?

A: \_\_\_\_\_

\*\*\*\*\*

## Lesson – 8

### Florence Nightingale (Kindness)

**Kindness** means being nice and helpful to others. We can be kind by speaking politely, being supportive, helping and motivating people. Kind words or actions are enough to make someone happy.

Name: Florence Nightingale

Born: May 12, 1820, in Italy

Died: August 13, 1910, in England

Florence Nightingale was a kind woman who wanted to help people. She was born into a rich family but chose to become a nurse to care for sick and hurt people. She always liked to help others, even when she was a child. In 1854, there was a war called the Crimea War. Florence went to help the soldiers who were hurt in the war. She saw that many soldiers were dying because the hospital was dirty. Florence cleaned the hospital, gave them better food, and took care of the soldiers. She made sure that the soldiers were comfortable and safe. After the war, Florence went back to England. She worked hard to make hospitals clean and safe for everyone. She taught other nurses how to take care of people. Florence also started a school for nurses to help them learn how to be good at caring for sick people. Florence Nightingale is remembered for helping people in need. She taught everyone that being kind and caring is very important.



***Moral of the lesson:  
Always be kind to everyone.***



## **Vocabulary-**

1. Soldiers- fighters
2. Kind - gentle
3. Sick - unwell

## **I. Fill in the blanks-**

(war, hurt, May 12, hospital)

1. Florence Nightingale was born on \_\_\_\_\_.
2. During the \_\_\_\_\_ Florence helped injured soldiers.
3. Florence made \_\_\_\_\_ clean.
4. Florence took care of soldiers who were \_\_\_\_\_.

## **II. Write True or False-**

1. Florence Nightingale was born in Madras. (       )
2. Florence Nightingale was the founder of politics. (       )
3. During the war, Florence made the hospital dirty. (       )
4. Caring for people is important. (       )

## **III. Answer the following questions-**

1. Who was Florence Nightingale?

A: \_\_\_\_\_

2. Where was Florence Nightingale born?

A: \_\_\_\_\_

3. What did Florence do during the Crimea War?

A: \_\_\_\_\_

4. What did Florence Nightingale started in England?

A: \_\_\_\_\_

#### IV. Activity Time-

### Sort the behavior as kind or unkind

Kind	Unkind


















## 12 Ways to Show Kindness


© Pathway 2 Success  
www.thepathway2success.com




**Just listen to a friend**




**Write someone a kind note**




**Invite someone to join you**




**Forgive someone for a mistake**




**Let someone else go first**




**Give someone a high-five**




**Work with someone new**




**Help clean up**




**Help someone having a tough day**



**Hold the door open for others**



**Do an extra chore**



**Spend time with a friend**

# Lesson – 9

## *The Golden Harvest (Hard Work)*

**Hard work** means trying your best, putting in effort, and not giving up when doing something, in simple words, is what you do and how you do to achieve your goal.

Once upon a time, there was an old farmer who had two sons. The farmer was hardworking and spent his life tilling his land and growing crops. However, his two sons were lazy and quarrelled. They never helped their father with the work and wasted their time arguing over trivial matters.

As the farmer grew old and weak, he became worried about his sons and the future of his land. One day, he called his sons and said, “I have buried a treasure in our fields”. They became greedy and grabbed the spades and began digging the field.

They dug for days but found no treasure. Frustratedly, they asked their father about the treasure.

The farmer smiled and said, “Since you have already tilled the soil, why not plant some seeds?” The sons agreed and sowed seeds in the freshly dug field. In time, the rains came, and the field had good harvest.

The farmer said, “This is the real treasure—hard work and the fruits of your labour.” The sons realized the value of their father’s wisdom and worked hard on the farm from that day onward



**Moral of the lesson:**

***Hard work is the true treasure.***

## Vocabulary -

1. greedy- selfish
2. dug- burrowed
3. quarrelled- argued
4. labour- hard work

**I. Choose the correct answer-**

1. Why did the sons dig the field?
  - a) To plant seeds
  - b) To find treasure
2. What did the farmer call the real treasure?
  - a) gold coins
  - b) Hard work and harvest
3. What was the result of their hard work?
  - a) They harvested a good crop
  - b) They found treasure

## II. Fill in the Blanks-

(field, hardworking, harvest, spades)

1. The sons dug the \_\_\_\_\_ in search of the treasure.
2. The hard work of the sons resulted in a good \_\_\_\_\_.
3. The farmer was \_\_\_\_\_.
4. They grabbed the \_\_\_\_\_.

### III. Jumbled words-

1. MIAFLY - \_\_\_\_\_
2. FUITR- \_\_\_\_\_
3. DLFEI - \_\_\_\_\_
4. RHADKORW - \_\_\_\_\_



#### IV. Missing letters-

1. S E \_\_\_\_ D S
2. S \_\_\_\_ I L
3. L A \_\_\_\_ Y
4. G R E \_\_\_\_ D Y

#### V. Answer the following questions-

Q1. What did the farmer advice his sons to plant?

A. \_\_\_\_\_

Q2. What did the farmer teach his sons?

A. \_\_\_\_\_

Q3. How many sons the farmer had?

A. \_\_\_\_\_

Q4. Did the sons realize the value of his father's wisdom?

A. \_\_\_\_\_

#### VI. Activity time-

Collect different types of grains, paste them and write their names on the drawing sheet.



\*\*\*\*\*


## ***Lesson – 10***

### ***The Little Bees and the Big Honeycomb (Teamwork)***


**Teamwork** means working together with your friends to do something fun, like building a big tower with blocks! Everyone helps each other, shares ideas, and works as a team to make something great.


In a beautiful garden, a hive of little bees lived happily. One day, their queen, Queen Zinia, said, “Winter is coming! We need a bigger honeycomb to store more honey.”

The bees knew it was a big job, but they decided to *work together*.

 **Buzz the Bee** collected nectar from flowers.

 **Sunny the Bee** made the wax.

 **Lily the Bee** shaped the honeycomb.

 **Toby the Bee** guarded the hive.

Day by day, the bees worked hard. “Teamwork makes everything easier!” said Buzz. Soon, the honeycomb was big and strong.

One day, a strong wind blew through the garden. The bees worried their honeycomb might break. But because they had built it together, it stayed strong!

Queen Zinia smiled and said, “Great job, my little bees! Because you worked together, we have a safe home and plenty of honey!”

The bees cheered. They had learned that cooperation makes everything possible!



**Moral of the lesson:**

***Working together makes us stronger.***

### **Vocabulary-**

1. Hive- a home where bees live.
2. Nectar- honey
3. Guarded- to protect

### **I. Fill in the blanks-**

(wind, Sunny, strong, bigger, together)

1. Queen Zinia told the bees to build a \_\_\_\_\_ honeycomb.
2. \_\_\_\_\_ the Bee made the wax.
3. The bees worked \_\_\_\_\_ to complete their task.
4. A strong \_\_\_\_\_ blew through the garden.
5. The honeycomb stayed \_\_\_\_\_ because the bees built it together.

### **II. Answer the following questions-**

1. Who was the leader of the bees?  
A. \_\_\_\_\_
2. Why did the bees work together?  
A. \_\_\_\_\_
3. Which bee collected nectar from flowers?  
A. \_\_\_\_\_
4. How did the bees protect their honeycomb from the wind?  
A. \_\_\_\_\_

### III. Activity Time-

#### Story Telling –

- ➡ This activity can be done with the whole class or small groups. Together they're going to tell a story. Provide a theme, or let them have free reign.
  
- The first person will start the story by saying just four words. Then the next person
- ➡ will add on four words of their own. Keep it going until everyone is giggling about the turtle who went to the supermarket and then jumped in the pool!
  
- ➡ Sitting in a circle or line can make it easier to tell who's turn is next, but it isn't necessary.



\*\*\*\*\*